

TRIPLE S *Customs*

CHRYSLER VOYAGER 2001-2004 VEHICLE WIRING




WIRING INFORMATION: 2001 Chrysler Voyager

WIRE	WIRE COLOR	WIRE LOCATION
12V CONSTANT WIRE	** MUST GO TO BATTERY FOR 12V **	
STARTER WIRE	YELLOW	Ignition Harness
SECOND STARTER WIRE	PURPLE/BROWN	Ignition Harness
Second starter wire is a negative trigger through a 180 ohm resistor.		
IGNITION WIRE	PINK/WHITE	Ignition Harness
POWER LOCK AND UNLOCK	PURPLE/GREEN	Third Plug At BCM In Driver's Kick Panel
Lock is negative trigger through 5300 ohm resistor. Unlock is negative trigger through 2000 ohm resistor.		
PARKING LIGHTS	WHITE/BROWN	Headlight Switch
Parking light wire is a negative trigger through 2100 ohm resistor- must use relay to isolate wire from switch.		
DRIVER DOOR TRIGGER (-)	PURPLE	Third Plug At BCM In Driver's Kick Panel
PASSENGER DOOR TRIGGER (-)	PURPLE/WHITE	Third Plug At BCM In Driver's Kick Panel
DRIVER SLIDING DOOR TRIGGER (-)	PURPLE/GRAY	Third Plug At BCM In Driver's Kick Panel
PASS. SLIDING DOOR TRIGGER (-)	PURPLE/YELLOW	Third Plug At BCM In Driver's Kick Panel
REAR HATCH TRIGGER (-) must use diode	PURPLE/ORANGE	Third Plug At BCM In Driver's Kick Panel
HOOD TRIGGER (-)	PURPLE/LT. BLUE	Third Plug At BCM In Driver's Kick Panel
REAR HATCH RELEASE (negative trigger through a 1690 ohm resistor)	PURPLE/TAN	Second Plug At BCM In Driver's Kick Panel
FACTORY ALARM ARM AND DISARM	PURPLE/LT. BLUE	Third Plug At BCM In Driver's Kick Panel
Alarm arm is a negative trigger through 1500 ohm resistor. Alarm disarm is a negative trigger through a 9100 ohm resistor.		
TACHOMETER WIRE	BLUE/GREEN or BLUE/TAN	Ignition Coil Pack
BRAKE WIRE (+)	WHITE/TAN	Brake Pedal Switch
HORN TRIGGER (-)	GREEN/PURPLE	Steering Column
LEFT FRONT WINDOW UP	ORANGE/LT.GREEN	At Driver Window Motor Inside Door
LEFT FRONT WINDOW DOWN	ORANGE/WHITE	At Driver Window Motor Inside Door
RIGHT FRONT WINDOW UP	ORANGE/TAN	Harness In Driver's Kick From Driver Door
RIGHT FRONT WINDOW DOWN	ORANGE/GRAY	Harness In Driver's Kick From Driver Door
LEFT REAR WINDOW UP	ORANGE/BLUE	Harness In Driver's Kick From Driver Door
LEFT REAR WINDOW DOWN	ORANGE/LT.BLUE	Harness In Driver's Kick From Driver Door
RIGHT REAR WINDOW UP	ORANGE/GRAY	Harness In Driver's Kick From Driver Door
RIGHT REAR WINDOW DOWN	ORANGE/LT.GREEN	Harness In Driver's Kick From Driver Door
If vehicle has a gray ignition key, the vehicle is equipped with an Immobilizer. This must be bypassed when installing a remote start system.		



WIRING INFORMATION: 2002 Chrysler Voyager

WIRE	WIRE COLOR	WIRE LOCATION
12V CONSTANT WIRE	** MUST GO TO BATTERY FOR 12V **	
STARTER WIRE	YELLOW	Ignition Harness
SECOND STARTER WIRE	PURPLE/BROWN	Ignition Harness
Second starter wire is a negative trigger through a 180 ohm resistor.		
IGNITION WIRE	PINK/WHITE	Ignition Harness
POWER LOCK AND UNLOCK	PURPLE/GREEN	Third Plug At BCM In Driver's Kick Panel
Lock is negative trigger through 5300 ohm resistor. Unlock is negative trigger through 2000 ohm resistor.		
PARKING LIGHTS	WHITE/BROWN	Headlight Switch
Parking light wire is a negative trigger through 2100 ohm resistor- must use relay to isolate wire from switch.		
DRIVER DOOR TRIGGER (-)	PURPLE	Third Plug At BCM In Driver's Kick Panel
PASSENGER DOOR TRIGGER (-)	PURPLE/WHITE	Third Plug At BCM In Driver's Kick Panel
DRIVER SLIDING DOOR TRIGGER (-)	PURPLE/GRAY	Third Plug At BCM In Driver's Kick Panel
PASS. SLIDING DOOR TRIGGER (-)	PURPLE/YELLOW	Third Plug At BCM In Driver's Kick Panel
REAR HATCH TRIGGER (-) must use diode	PURPLE/ORANGE	Third Plug At BCM In Driver's Kick Panel
HOOD TRIGGER (-)	PURPLE/LT. BLUE	Third Plug At BCM In Driver's Kick Panel
REAR HATCH RELEASE (negative trigger through a 1690 ohm resistor)	PURPLE/TAN	Second Plug At BCM In Driver's Kick Panel
FACTORY ALARM ARM AND DISARM	PURPLE/LT. BLUE	Third Plug At BCM In Driver's Kick Panel
Alarm arm is a negative trigger through 1500 ohm resistor. Alarm disarm is a negative trigger through a 9100 ohm resistor.		
TACHOMETER WIRE	BLUE/GREEN or BLUE/TAN	Ignition Coil Pack
BRAKE WIRE (+)	WHITE/TAN	Brake Pedal Switch
HORN TRIGGER (-)	GREEN/PURPLE	Steering Column
LEFT FRONT WINDOW UP	ORANGE/LT.GREEN	At Driver Window Motor Inside Door
LEFT FRONT WINDOW DOWN	ORANGE/WHITE	At Driver Window Motor Inside Door
RIGHT FRONT WINDOW UP	ORANGE/TAN	Harness In Driver's Kick From Driver Door
RIGHT FRONT WINDOW DOWN	ORANGE/GRAY	Harness In Driver's Kick From Driver Door
LEFT REAR WINDOW UP	ORANGE/BLUE	Harness In Driver's Kick From Driver Door
LEFT REAR WINDOW DOWN	ORANGE/LT.BLUE	Harness In Driver's Kick From Driver Door
RIGHT REAR WINDOW UP	ORANGE/GRAY	Harness In Driver's Kick From Driver Door
RIGHT REAR WINDOW DOWN	ORANGE/LT.GREEN	Harness In Driver's Kick From Driver Door
If vehicle has a gray ignition key, the vehicle is equipped with an Immobilizer. This must be bypassed when installing a remote start system.		



WIRING INFORMATION: 2003 Chrysler Voyager

WIRE	WIRE COLOR	WIRE LOCATION
12V CONSTANT WIRE	** MUST GO TO BATTERY FOR 12V **	
STARTER WIRE	YELLOW	Ignition Harness
SECOND STARTER WIRE	PURPLE/BROWN	Ignition Harness
Second starter wire is a negative trigger through a 180 ohm resistor.		
IGNITION WIRE	PINK/WHITE	Ignition Harness
POWER LOCK AND UNLOCK	PURPLE/GREEN	Third Plug At BCM In Driver's Kick Panel
Lock is negative trigger through 5300 ohm resistor. Unlock is negative trigger through 2000 ohm resistor.		
PARKING LIGHTS	WHITE/BROWN	Headlight Switch
Parking light wire is a negative trigger through 2100 ohm resistor- must use relay to isolate wire from switch.		
DRIVER DOOR TRIGGER (-)	PURPLE	Third Plug At BCM In Driver's Kick Panel
PASSENGER DOOR TRIGGER (-)	PURPLE/WHITE	Third Plug At BCM In Driver's Kick Panel
DRIVER SLIDING DOOR TRIGGER (-)	PURPLE/GRAY	Third Plug At BCM In Driver's Kick Panel
PASS. SLIDING DOOR TRIGGER (-)	PURPLE/YELLOW	Third Plug At BCM In Driver's Kick Panel
REAR HATCH TRIGGER (-) must use diode	PURPLE/ORANGE	Third Plug At BCM In Driver's Kick Panel
HOOD TRIGGER (-)	PURPLE/LT. BLUE	Third Plug At BCM In Driver's Kick Panel
REAR HATCH RELEASE (negative trigger through a 1690 ohm resistor)	PURPLE/TAN	Second Plug At BCM In Driver's Kick Panel
FACTORY ALARM ARM AND DISARM	PURPLE/LT. BLUE	Third Plug At BCM In Driver's Kick Panel
Alarm arm is a negative trigger through 1500 ohm resistor. Alarm disarm is a negative trigger through a 9100 ohm resistor.		
TACHOMETER WIRE	BLUE/GREEN or BLUE/TAN	Ignition Coil Pack
BRAKE WIRE (+)	WHITE/TAN	Brake Pedal Switch
HORN TRIGGER (-)	GREEN/PURPLE	Steering Column
LEFT FRONT WINDOW UP	ORANGE/LT.GREEN	At Driver Window Motor Inside Door
LEFT FRONT WINDOW DOWN	ORANGE/WHITE	At Driver Window Motor Inside Door
RIGHT FRONT WINDOW UP	ORANGE/TAN	Harness In Driver's Kick From Driver Door
RIGHT FRONT WINDOW DOWN	ORANGE/GRAY	Harness In Driver's Kick From Driver Door
LEFT REAR WINDOW UP	ORANGE/BLUE	Harness In Driver's Kick From Driver Door
LEFT REAR WINDOW DOWN	ORANGE/LT.BLUE	Harness In Driver's Kick From Driver Door
RIGHT REAR WINDOW UP	ORANGE/GRAY	Harness In Driver's Kick From Driver Door
RIGHT REAR WINDOW DOWN	ORANGE/LT.GREEN	Harness In Driver's Kick From Driver Door

If vehicle has a gray ignition key, the vehicle is equipped with an Immobilizer. This must be bypassed when installing a remote start system.



WIRING INFORMATION: 2004 Chrysler Voyager

WIRE	WIRE COLOR	WIRE LOCATION
12V CONSTANT WIRE	** MUST GO TO BATTERY FOR 12V **	
STARTER WIRE	YELLOW	Ignition Harness
SECOND STARTER WIRE	PURPLE/BROWN	Ignition Harness
Second starter wire is a negative trigger through a 180 ohm resistor.		
IGNITION WIRE	PINK/WHITE	Ignition Harness
POWER LOCK AND UNLOCK	PURPLE/GREEN	Third Plug At BCM In Driver's Kick Panel
Lock is negative trigger through 5300 ohm resistor. Unlock is negative trigger through 2000 ohm resistor.		
PARKING LIGHTS	WHITE/BROWN	Headlight Switch
Parking light wire is a negative trigger through 2100 ohm resistor- must use relay to isolate wire from switch.		
DRIVER DOOR TRIGGER (-)	PURPLE	Third Plug At BCM In Driver's Kick Panel
PASSENGER DOOR TRIGGER (-)	PURPLE/WHITE	Third Plug At BCM In Driver's Kick Panel
DRIVER SLIDING DOOR TRIGGER (-)	PURPLE/GRAY	Third Plug At BCM In Driver's Kick Panel
PASS. SLIDING DOOR TRIGGER (-)	PURPLE/YELLOW	Third Plug At BCM In Driver's Kick Panel
REAR HATCH TRIGGER (-) must use diode	PURPLE/ORANGE	Third Plug At BCM In Driver's Kick Panel
HOOD TRIGGER (-)	PURPLE/LT. BLUE	Third Plug At BCM In Driver's Kick Panel
REAR HATCH RELEASE (negative trigger through a 1690 ohm resistor)	PURPLE/TAN	Second Plug At BCM In Driver's Kick Panel
FACTORY ALARM DISARM	Factory security disarms when ignition is turned on and Sentry key is present.	
TACHOMETER WIRE	NOT BROWN/WHITE	Ignition Coil Pack
BRAKE WIRE (+)	WHITE/TAN	Brake Pedal Switch
HORN TRIGGER (-)	GREEN/PURPLE	Steering Column
LEFT FRONT WINDOW UP	ORANGE/LT.GREEN	At Driver Window Motor Inside Door
LEFT FRONT WINDOW DOWN	ORANGE/WHITE	At Driver Window Motor Inside Door
RIGHT FRONT WINDOW UP	ORANGE/TAN	Harness In Driver's Kick From Driver Door
RIGHT FRONT WINDOW DOWN	ORANGE/GRAY	Harness In Driver's Kick From Driver Door
LEFT REAR WINDOW UP	ORANGE/BLUE	Harness In Driver's Kick From Driver Door
LEFT REAR WINDOW DOWN	ORANGE/LT.BLUE	Harness In Driver's Kick From Driver Door
RIGHT REAR WINDOW UP	ORANGE/BROWN	Harness In Driver's Kick From Driver Door
RIGHT REAR WINDOW DOWN	ORANGE/GREEN	Harness In Driver's Kick From Driver Door
This vehicle is equipped with an Immobilizer. This must be bypassed when installing a remote start system.		